

Configuresoft Ionix Support Transition

Introduction

Effective January 25, 2010, we are pleased to announce that support processes for the Configuresoft Ionix product family were integrated into EMC's global Customer Support organization. This integration changed the way you contact EMC Customer Support, create incidents, and gain access to product resources. Changes include:

- Customers have been migrated off the Configuresoft Customer First portal and will begin using Powerlink for online support.
- Documentation and Knowledgebase articles have been migrated to Powerlink.
- New telephone numbers to contact EMC Support.
- Re-branding of Configuresoft ECM/CIA products to Ionix SCM and CAM as outlined in FAQ #1 below.

This Quick Reference Guide is designed to assist you in accessing support and support resources during the transition. The links below will take you to specific sections in this document.

[Contacting Support](#)

[Powerlink – Support by Product Pages](#)

[Frequently Asked Questions](#)

[Register for Powerlink](#)

[Powerlink – Functional Reference](#)

Contacting Support

Effective January 25, 2010, 8:00 a.m. local time in all geographies, you will contact EMC Support through Powerlink, EMC's online support portal, or by telephone using the information below. Powerlink is the preferred method for opening Service Requests. In addition to many other benefits, the ability to attach files, screen shots, and error messages directly to your request allows EMC personnel to provide faster and more effective support.

New Support Contact Information –Effective 1/25/2010	
Online Support	http://powerlink.emc.com
Telephone Support	United States: 800-782-4362 Canada: 800-543-4782 Worldwide: +1-508-497-7901 For additional worldwide access numbers, visit: http://www.emc.com/collateral/contact-us/h4165-csc-phonelist-ho.pdf
These numbers supersede any previously published support numbers.	
Email	Not available

Register for Powerlink

If you do not yet have a Powerlink account, **register now** at <http://powerlink.emc.com>. Powerlink will replace the Configuresoft Customer First portal and will provide online access to numerous resources, including documentation, self-help tools, and Service Request creation. Three-Step Registration Process:

1. Register with a corporate email address. EMC will not accept personal email addresses.

2. Select the location where your EMC products are installed. We recently sent an email to primary support contacts for our customers. This email provided the registered Company Name and Site Address. Please ensure you use this install at location to ensure proper access to your information.

(PLEASE NOTE: This location may reflect a billing or administrative location, not your physical location. Nonetheless, utilizing the provided location address will help ensure correct association with your support information. Following this transition, we will be happy to assist with an address change if necessary.)

3. Select “yes” when you see the “Open and Manage Service Requests Online” screen. This will allow you to open Service Requests online. After registration is complete, you will receive a confirmation email from Powerlink.

Powerlink – Support by Product Pages

The “**Support by Product**” pages are the most effective way to locate information specific to Configuresoft products. After logging into Powerlink, follow the path [Home > Support > Support by Product](#). Under the listing for “Ionix Data Center Automation Compliance,” select Ionix Server Configuration Manager (formerly ECM) or Ionix Configuration Analytics Manager (formerly CIA). Configuresoft Ionix -related content is consolidated on these pages, providing the most efficient method of accessing product information including:

- Installation, Configuration and Upgrade resources
- Tools and Utilities
- Documentation
- Product Lifecycle Information



TIP: Try Support by Product pages first for the most efficient access to content!

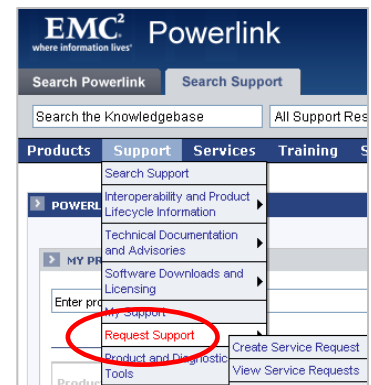
Powerlink – Functional Reference

Information specific to Configuresoft can also be located using the following Powerlink navigation paths.

Service Requests

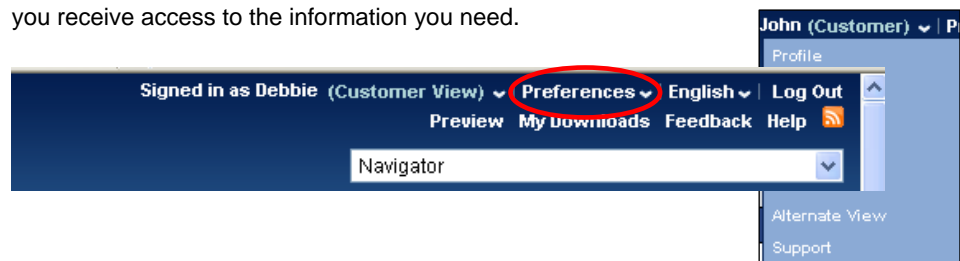
Powerlink is the preferred vehicle for opening of new service requests. To create or view Service Requests (i.e. incidents): [Home > Support > Request Support](#). If you requested “service request management access” during Powerlink registration, you already have access to this functionality. If not, you may request access by emailing your organization name and/or Site ID to support@emc.com. See FAQs below for more on Site ID.

When creating your service request via Powerlink, you can request automatic notification to email and mobile devices.





Set Support Preferences

Preferences customize the way you receive information. Click Preferences on the top Navigation Bar to update your selections. This will ensure that you receive access to the information you need.



Set Alerts/Notifications

Click on the lightning bolt “Alert me”  icon that appears to the right of any Powerlink document to be notified when the document is updated. A pop-up window confirms that your Alert has been set. For a quick demo of this feature, visit Powerlink Path: [Home > Support > Technical Documentation and Advisories > Technical Advisories](#).



TIP: Set notifications NOW so you receive critical information ASAP. While you can view them at any time, EMC recommends that you set alerts on EMC Technical Advisories and the Support Product Release Announcement Summary.

Technical Advisories:

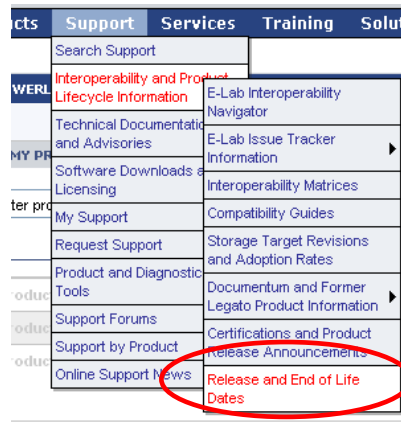
[Home > Support > Technical Documentation and Advisories > Technical Advisories](#).

Organized by product line, these frequently updated documents list recent solutions to known issues. By setting alerts, you will be informed of problems and resolutions as soon as they become available.



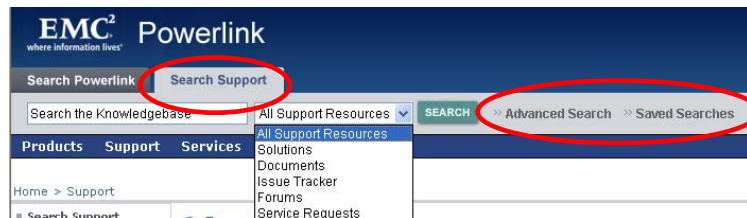
Support Product Release Announcement Summary:

[Home > Support > Interoperability and Product Lifecycle Information > Release and End of Life Dates](#). Click “Alert me” icon next to document of interest.



Search Support

This is the most useful search function relative to support information and provides comprehensive search within the Knowledgebase. Refine your search by choosing a specific repository as your source. Note that you will need to use the new product names on searches (see FAQ number 1 below for updated product names.)



Advanced search capabilities are also available by clicking the “Advanced Search” button or following the path: [Home > Support > Search Support](#). In all types of search, you have the ability to refine results and to save your searches by clicking the “Saved Searches” button.



Note that a broader **Search Powerlink** feature is available, allowing you to search all document types and to refine your search by indicating content type.

Documentation

Navigate to [Home>Support>Technical Documentation and Advisories>Software E-I Documentation> Ionix Family> Ionix for Data Center Automation Compliance](#). You will then select either Ionix Server Configuration Manager (formerly ECM) or Ionix Configuration Analytics Manager (formerly CIA).

Software Downloads

Access to software downloads and instructions can be found at: [Home > Support > Software Downloads and Licensing > Downloads E-I > Ionix for Data Center Automation Compliance](#). You will then select either Ionix Server Configuration Manager (formerly ECM) or Ionix Configuration Analytics Manager (formerly CIA).

Lifecycle Information

Information related to Product Lifecycle (e.g. Supported Releases, End of Service Life Dates, etc.) is located at: [Home > Support > Interoperability and Product Lifecycle Information > Product Release, End of Life Dates, Support Policy](#). Once on this page, navigate to the appropriate product listing which will be prefaced with “Ionix” for ease of navigation.

General Product Info

Navigate to [Home > Products > Software E-O > Ionix Family](#). ECM and CIA products will now be available under the product category “Ionix for Data Center Automation Compliance.”

Powerlink Help

For questions on how to use the site:

- Access the Help area—located at the top right of the page



- Feedback button—located at the top right corner of the page, allows you to choose a topic that most closely correlates to your question
- email: Powerlink@emc.com

Frequently Asked Questions

1. Why am I unable to locate my Configuresoft product name on Powerlink navigation screens or in product dropdown menus?

As part of this integration project, the Configuresoft ECM and CIA product names will be re-branded in line with EMC Ionix product naming conventions. When searching for information or downloads on Powerlink or submitting a service request, there will be no change to your version number, but the product names will be modified as outlined below. Note that the Configuresoft name will not be transitioned to Powerlink as the products will be fully within the Ionix product family.

Old Name	Re-branded/New Name
Enterprise Configuration Manager (ECM)	Ionix Server Configuration Manager (SCM)
Configuration Intelligence Analytics (CIA)	Ionix Configuration Analytics Manager (CAM)

2. I am already a registered Powerlink user. Do I need to create a new account as part of the Configuresoft support changes?

No. If you already have a Powerlink account associated with other EMC products in your environment, you do NOT need to create an additional Powerlink account. However, you may need to use the “Add a Site” capability within the Service Request management area to add a site location to your account. When doing so, make sure to reference the site information which was emailed to primary support contacts in December 2009. This function can be found at: [Home > Support > Request Support > Site Account Management > Contacts](#). If you do not have access to this functionality, please contact your Site Administrator.

Home > Support > Request Support > Site Account Management > Contacts

Contacts

Contact Details

Environment - Products

Environment - Hosts

Select Site(s) for Contact Management

Support Help

Selected Sites

Remove

Select Site(s) Cancel

Search Criteria

Site ID:

Site Name:

City:

State:

Country Code:

Search

3. Why do I have to register to use Powerlink when I'm already registered for the Configuresoft support portal?

For security purposes, we are asking each user to self-register within Powerlink. Each customer site will already be created as part of the transition process, but each contact within the customer site should register for their individual access. When registering for Powerlink, customers should use the Site Address that was emailed to primary support contacts in December 2009. Contacts that already have Powerlink access are not required to re-register but should reference Question 1 above for additional information.

4. What about the incidents that I opened prior to January 25, 2010?

Existing incidents/service requests that are open as of January 25, 2010 and service requests submitted on/after January 25, 2010 will be available for viewing and management in Powerlink. Incidents closed prior to January 25, 2010 will not be available in Powerlink; however EMC support engineers will continue to have access to this history.

5. What is the difference between an “incident” and a “Service Request?”

Historically, Configuresoft has used the term “incident” to describe issues or cases that customers open with support. However, in line with the January 25, 2010 transition to Powerlink, incidents or cases will be referred to as Service Requests to remain consistent with EMC terminology.

6. Does Powerlink send emails to me when my incident/service request has been updated by EMC Support?

EMC Customer Support will document all service request updates within Powerlink. You are able to view these updates at any time. Additionally, when creating your service request, you will have the opportunity to request automatic notification to the email and mobile devices you prefer. We highly recommend that you utilize this option. The email will contain a link that you can use to access the case and provide your input to it.

7. Can I open new incidents/service requests via the current Configuresoft support email alias?

No. The use of direct email to log incidents/service requests and send updates to Support will be discontinued effective January 25, 2010. From that date forward, please use Powerlink's Online Support Tools to create service requests online or contact EMC Support at the numbers provided on Page 1 of this guide.

8. Is the Powerlink Chat feature available for Configuresoft support?

The Chat feature is not available for Configuresoft support at this point but we look forward to adding this functionality later in 2010.

9. What are Support Forums and how do I access them?

EMC Support Forums are hosted on the EMC Community Network (ECN). The support forums allow you to collaborate with your peers, share ideas and experiences, further your knowledge, help your peers, and resolve issues as an active community member. In order to access the forum for Server Configuration Manager (formerly Configuresoft), please log into Powerlink first and then visit <https://community.emc.com/community/support/ionix>.

Be sure to visit the Coffee Break forum, introduce yourself and participate in discussions around the lighter side of life. To access all EMC Support Forums, follow Powerlink path: [Home > Support > Support Forums](#).

10. What additional benefits will Powerlink offer as a support resource?

Powerlink provides the ability for EMC customers to use one system in support of all EMC products in their environment. Some Powerlink features Configuresoft customers will find useful include:

- Ability to submit Service Requests online, including the ability to attach files, screen shots, and error messages. This information will be available to EMC personnel for faster and more effective support.
- Comprehensive search capabilities and the ability to save searches for future use.
- Ability to subscribe to automatic email notifications when selected Powerlink documents are updated.
- Ability to customize the information you receive on Powerlink.

We encourage you to view the Powerlink demo and other resources available online at http://www.configuresoft.com/support_transition and via the Powerlink Help page. The link for Powerlink Help is located at the top right corner of the Powerlink page after login.

11. What will happen to the existing Configuresoft knowledgebase content?

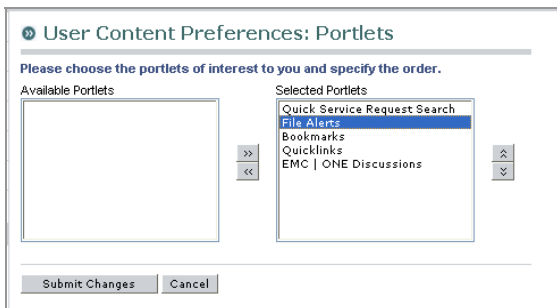
Configuresoft knowledgebase content will be migrated and available through the Powerlink search function.

12. How will Enhancement Requests be processed after January 25, 2010?

As of January 25, 2010, enhancement requests will be submitted via the EMC Enhancement Request system. To submit a new enhancement request, go to Powerlink and navigate to [Home > Support > Request Support > Request a Product Enhancement](#). You will receive a response from Product Management via email confirming your enhancement request has been received.

13. What is a Portlet?

Portlets are groups of content and/or links that you can access on Powerlink’s home page or from the Portlets button across the site. You can configure which Portlets will appear on your Powerlink home page via Preferences.



14. I was recently provided with our “Site ID”. What is a Site ID?

A Site ID is created for each support customer when they are entered into EMC support systems. This Site ID is used for Service Request management and creation when contacting EMC support by phone.

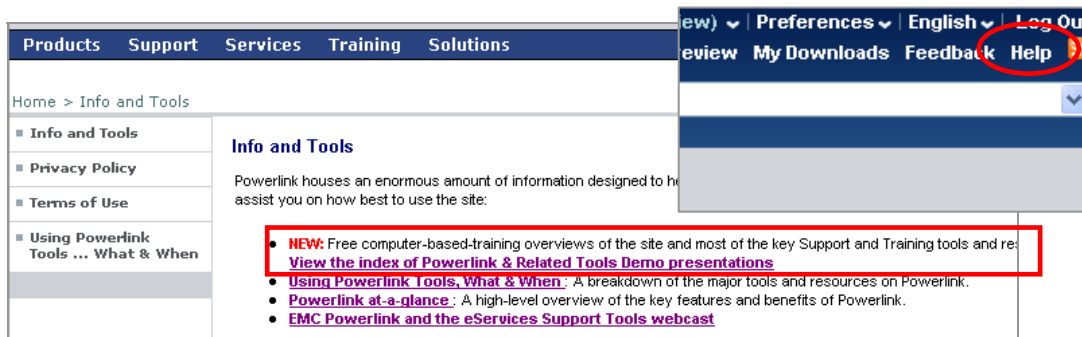
15. Is my existing Configuresoft maintenance/support agreement still valid?

Yes. Existing Configuresoft maintenance agreements (including those originally signed with Configuresoft), will remain in effect until expiration. EMC will continue to provide the same or, in some cases, enhanced benefits. Upon renewal or during the term of your current agreement, you may choose to upgrade from Basic to Enhanced Support coverage. Contact your EMC Ionix Account Manager for additional information.

Additional information on EMC support options can be found on Powerlink by following the path [Home > Support > Request Support > Customer Support Guide](#).

16. Is more detailed Powerlink training available?

Yes. Additional training resources are available on Powerlink. Once you have registered and logged into Powerlink, we encourage you to access the in-depth Powerlink tutorials. These are available via the “Help” link in the top right corner of your Powerlink home page.



17. Following January 25, 2010, how do I contact the support representative who is working on my incident?

No changes will go into effect until January 25, 2010. Following this date, you can contact the support engineer working on your incident by calling the EMC support center at the telephone numbers provided on Page 1 of this guide and referencing your open Service Request (SR) number.

18. When logging a new call via the phone, why can't I speak directly to a support engineer?

EMC's support organization provides centralized support for all EMC products. Therefore, the first step is to phone the centralized point of contact at the numbers provided. Pertinent information can be quickly collected, your service request created within our system, and then routed to the support engineer who can best assist you.

19. What happens if I use one of the previous Configuresoft contact methods (phone, email or web) after January 25, 2010?

Web – The Configuresoft support customer portal will no longer be available for opening of Service Requests. Customers attempting to navigate to that site will be instructed to utilize Powerlink.

Phone – The old Configuresoft Support phone number will no longer be monitored but a recorded message will be provided with the new phone number. Following a transition period, the old Configuresoft Support phone numbers will be disconnected.

Email – Email to Configuresoft support will receive an automated email response with instructions to connect to Powerlink.

20. Why am I receiving surveys when some of my Service Requests are closed?

Customer satisfaction is of primary importance to EMC. Our goal is to provide exceptional service and to constantly strive to improve. Transactional surveys are sometimes sent to customers when a service request is closed to help

us monitor customer satisfaction and to identify areas where we can improve service for you in the future. Your feedback is very important to us.

21. Who can I contact if I have additional questions?

- **Powerlink.** For questions or comments specific to Powerlink (Powerlink registration, access or eServices online support tools), please contact us at Powerlink@emc.com. This email alias is for Powerlink issues only.
- **Service requests/incidents.** Prior to January 25, 2010, please continue to contact Configuresoft customer support using pre-transition support processes. As of January 25, 2010, use the contact numbers on Page 1 of this guide.
- **Support integration.** For additional information on this transition process, please contact your local EMC Configuresoft representative or email us at Support_Transition@emc.com.

EMC believes the information in this publication is accurate as of its publication date.

This document is provided for informational purposes only and shall not have any binding effect on EMC. EMC may modify this guide in its discretion with or without written notice to you. The specific details of EMC's warranty and maintenance offerings are set forth on the applicable EMC website, currently located at http://www.emc.com/products/warranty_maintenance/index.jsp. In the event of a conflict between the information on such website and this document, the information on aforementioned EMC website shall control. THE INFORMATION IN THIS PUBLICATION IS PROVIDED "AS IS." EMC CORPORATION MAKES NO REPRESENTATIONS OR WARRANTIES OF ANY KIND WITH RESPECT TO THE INFORMATION IN THIS PUBLICATION, AND SPECIFICALLY DISCLAIMS IMPLIED WARRANTIES OF MERCHANTABILITY OR FITNESS FOR A PARTICULAR PURPOSE. Use, copying, and distribution of any EMC software described in this publication requires an applicable software license.

The trademarks, logos, and service marks (collectively "Trademarks") appearing in this document and on the EMC website(s) referenced in this document are the property of EMC and other parties. Nothing contained in this document or on the EMC website should be construed as granting any license or right to use any Trademark without the prior written permission of the party that owns the Trademark. A listing of current trademarks is posted at the applicable EMC website, currently located at <http://www.emc.com/legal/emc-corporation-trademarks.htm>.

© 2010 EMC Corporation. All rights reserved. Published in the USA.